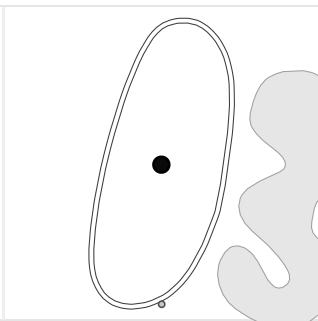
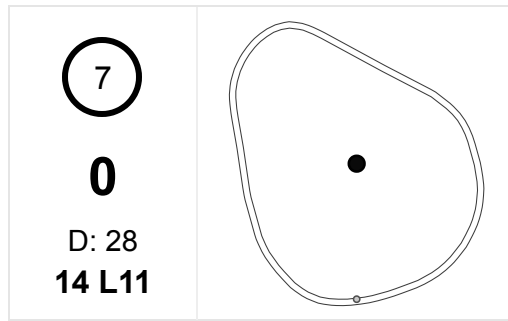


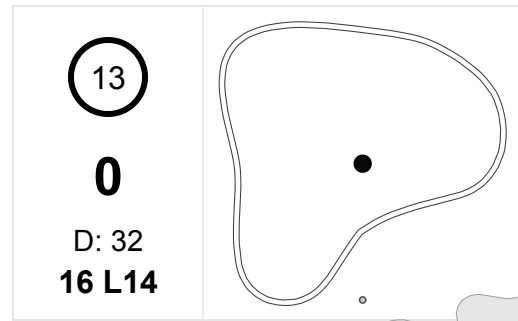
1
0
D: 38
19 L7

A diagram of a golf hole, hole number 1. It features a circular hole with a black dot in the center representing the hole's location. The hole is surrounded by a double-line boundary. To the right of the hole, there is a grey shaded area representing a bunker or rough.


7
0
D: 28
14 L11

A diagram of a golf hole, hole number 7. It features a circular hole with a black dot in the center. The hole is surrounded by a double-line boundary. To the right of the hole, there is a grey shaded area representing a bunker or rough.

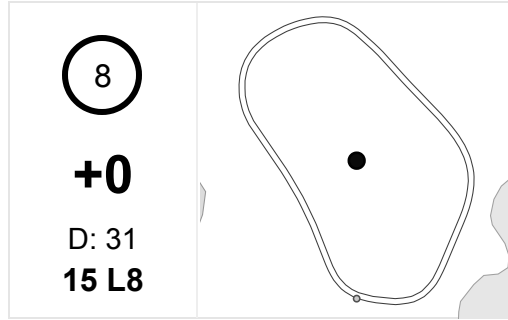
13
0
D: 32
16 L14

A diagram of a golf hole, hole number 13. It features a circular hole with a black dot in the center. The hole is surrounded by a double-line boundary. To the right of the hole, there is a grey shaded area representing a bunker or rough.

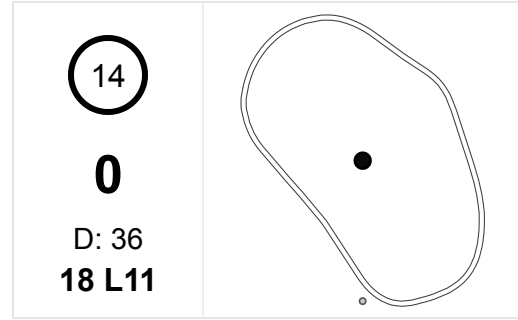
2
+0
D: 31
15 R9

A diagram of a golf hole, hole number 2. It features a circular hole with a black dot in the center. The hole is surrounded by a double-line boundary. To the right of the hole, there is a grey shaded area representing a bunker or rough.

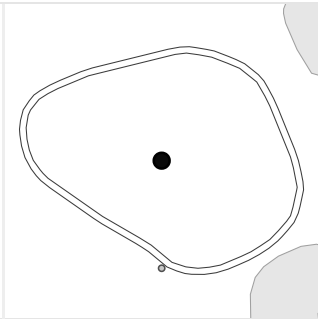
8
+0
D: 31
15 L8

A diagram of a golf hole, hole number 8. It features a circular hole with a black dot in the center. The hole is surrounded by a double-line boundary. To the right of the hole, there is a grey shaded area representing a bunker or rough.

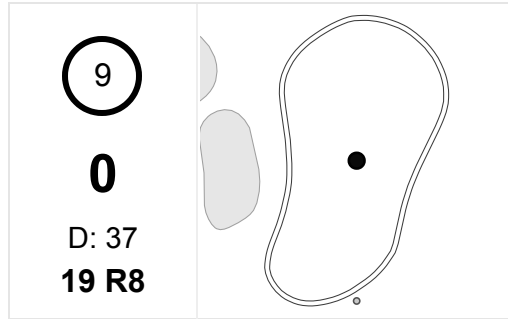
14
0
D: 36
18 L11

A diagram of a golf hole, hole number 14. It features a circular hole with a black dot in the center. The hole is surrounded by a double-line boundary. To the right of the hole, there is a grey shaded area representing a bunker or rough.

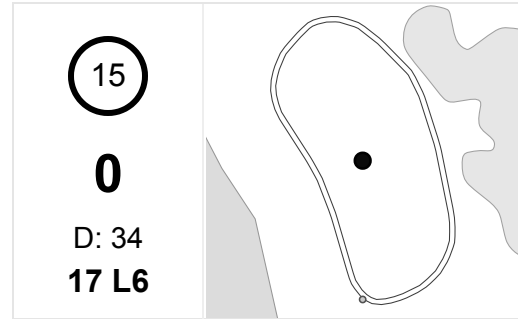
3
+0
D: 21
11 L13

A diagram of a golf hole, hole number 3. It features a circular hole with a black dot in the center. The hole is surrounded by a double-line boundary. To the right of the hole, there is a grey shaded area representing a bunker or rough.

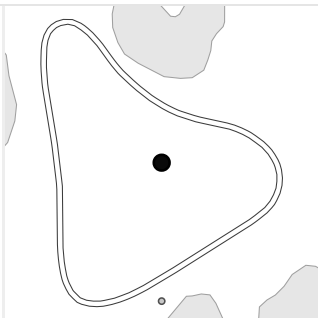
9
0
D: 37
19 R8

A diagram of a golf hole, hole number 9. It features a circular hole with a black dot in the center. The hole is surrounded by a double-line boundary. To the right of the hole, there is a grey shaded area representing a bunker or rough.

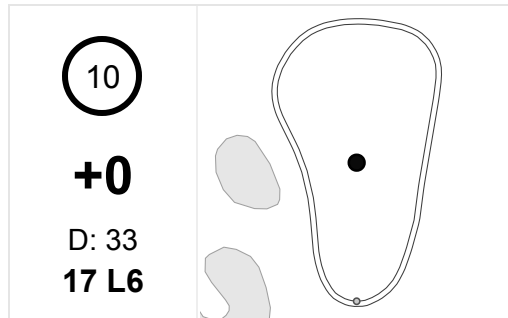
15
0
D: 34
17 L6

A diagram of a golf hole, hole number 15. It features a circular hole with a black dot in the center. The hole is surrounded by a double-line boundary. To the right of the hole, there is a grey shaded area representing a bunker or rough.

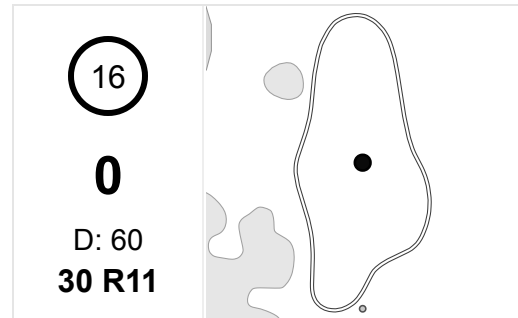
4
0
D: 33
17 L12

A diagram of a golf hole, hole number 4. It features a circular hole with a black dot in the center. The hole is surrounded by a double-line boundary. To the right of the hole, there is a grey shaded area representing a bunker or rough.

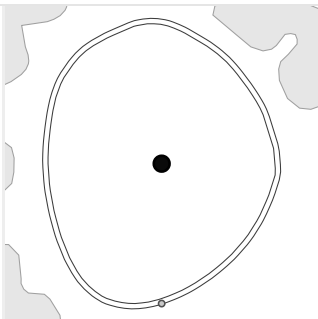
10
+0
D: 33
17 L6

A diagram of a golf hole, hole number 10. It features a circular hole with a black dot in the center. The hole is surrounded by a double-line boundary. To the right of the hole, there is a grey shaded area representing a bunker or rough.

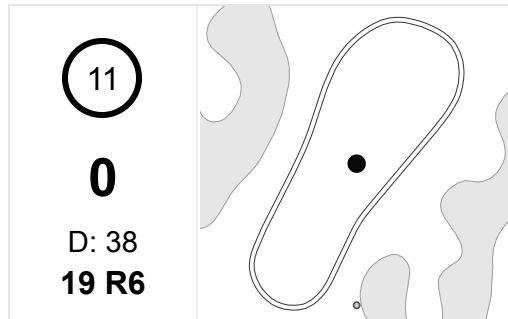
16
0
D: 60
30 R11

A diagram of a golf hole, hole number 16. It features a circular hole with a black dot in the center. The hole is surrounded by a double-line boundary. To the right of the hole, there is a grey shaded area representing a bunker or rough.

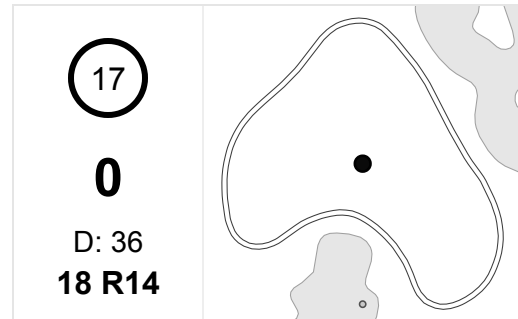
5
0
D: 34
17 R14

A diagram of a golf hole, hole number 5. It features a circular hole with a black dot in the center. The hole is surrounded by a double-line boundary. To the right of the hole, there is a grey shaded area representing a bunker or rough.

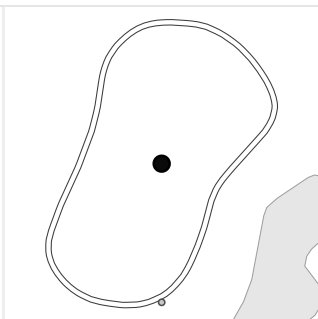
11
0
D: 38
19 R6

A diagram of a golf hole, hole number 11. It features a circular hole with a black dot in the center. The hole is surrounded by a double-line boundary. To the right of the hole, there is a grey shaded area representing a bunker or rough.

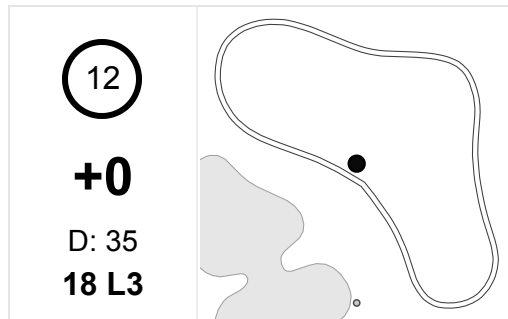
17
0
D: 36
18 R14

A diagram of a golf hole, hole number 17. It features a circular hole with a black dot in the center. The hole is surrounded by a double-line boundary. To the right of the hole, there is a grey shaded area representing a bunker or rough.

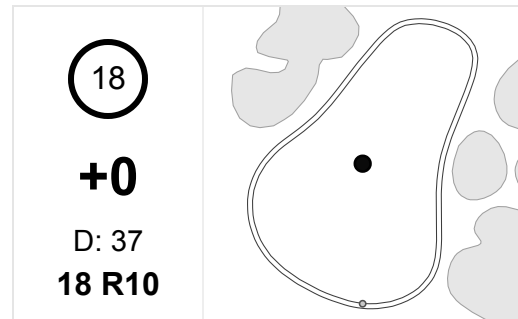
6
0
D: 34
17 R9

A diagram of a golf hole, hole number 6. It features a circular hole with a black dot in the center. The hole is surrounded by a double-line boundary. To the right of the hole, there is a grey shaded area representing a bunker or rough.

12
+0
D: 35
18 L3

A diagram of a golf hole, hole number 12. It features a circular hole with a black dot in the center. The hole is surrounded by a double-line boundary. To the right of the hole, there is a grey shaded area representing a bunker or rough.

18
+0
D: 37
18 R10

A diagram of a golf hole, hole number 18. It features a circular hole with a black dot in the center. The hole is surrounded by a double-line boundary. To the right of the hole, there is a grey shaded area representing a bunker or rough.